

Scaled data based on original data using
LM-79-08 Approved Method: Electrical and Photometric Measurements of Solid-
State Lighting Products

Test Report Prepared for
Cooper Lighting Solutions
(formerly Eaton)

Brand: McGRAW-EDISON

Report Number: P226543

Luminaire Tested: **ISW-AF-350-LED-E1-T4FT-7050**

Issue Date: 3/3/2020

Test Information

Test Method: LM-79-08
Report Number: P226543
TEST IS SCALED FROM IESNA LM-79-08 TEST DATA (P35943)
Test Lab: INNOVATION CENTER-P3
Issue Date: 3/3/2020
Manufacturer: COOPER LIGHTING SOLUTIONS (FORMERLY EATON)
Product Line: MCGRAW-EDISON
Catalog Number: ISW-AF-350-LED-E1-T4FT-7050
Description: IMPACT ELITE LED WEDGE LUMINAIRE
LIGHT SQUARE WITH ACCULED OPTICS-TYPE IV FORWARD THROW
Light Source: (16) 5000K CCT, 70 CRI LEDs
Ballast/Driver: ELECTRONIC DRIVER

Summary

Lumens per Lamp: N/A
Luminaire Lumens: 2530.5 lumens
Efficiency: N/A
Efficacy: 126.0 lumens/watt
Luminous Opening: Rectangular (W 0.5' x L: 0.5' x H: 0')
IES Classification: Type IV - Short - Non-Cutoff
BUG Rating: B1 - U1 - G1

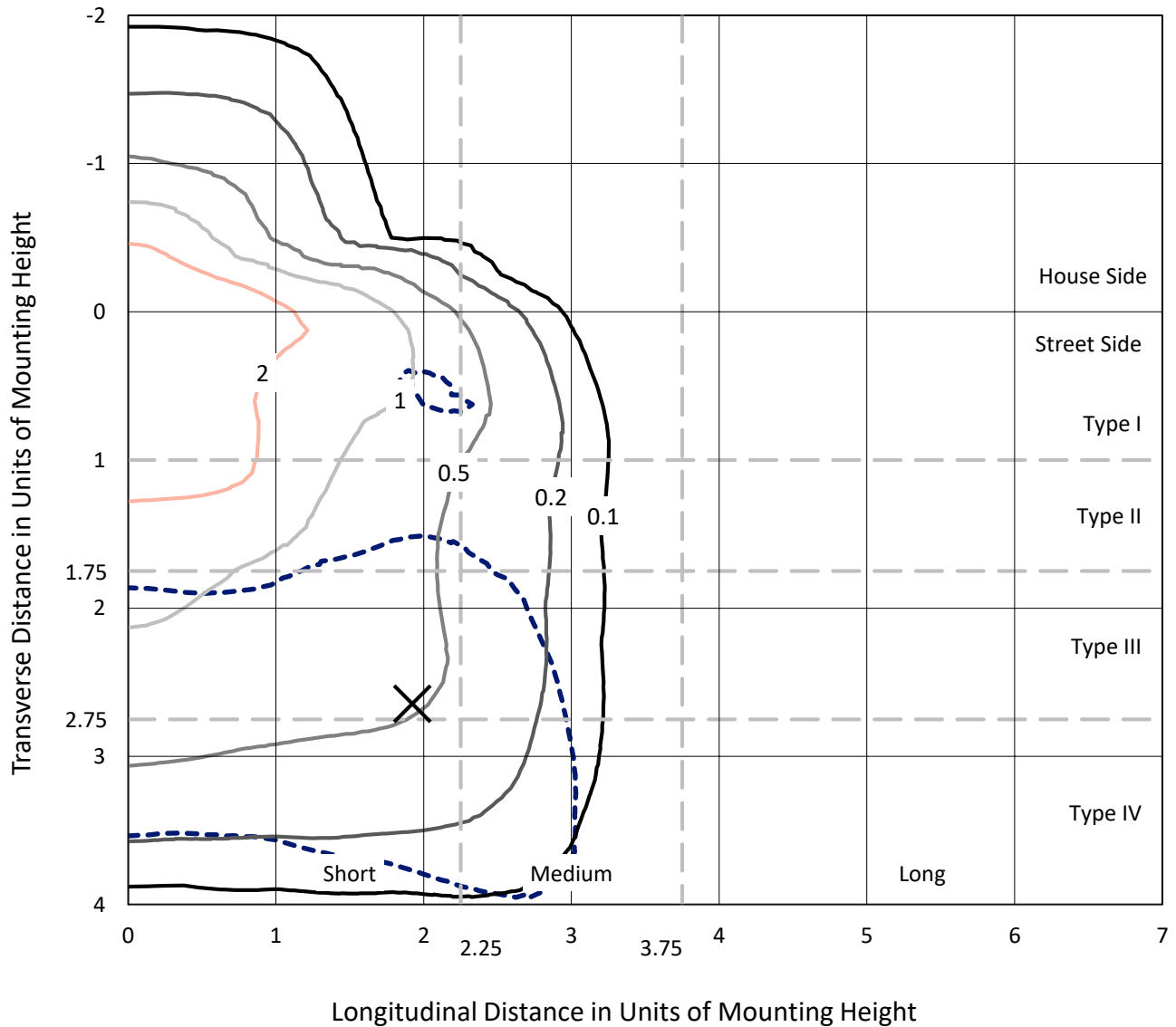
Input Watts (W): 20.09
Input Voltage (V): 120
Input Current (Ain): NR
Voltage Rise (V): NR
Power Factor: NR
Total Harmonic Distortion (THDi): NR
Frequency (hertz): 60
Stabilization Time: NR
Operation Time: NR
Ambient Temperature (°C): NR
Test Distance: 25 FT



REPORT NUMBER: P226543
 CATALOG NUMBER: ISW-AF-350-LED-E1-T4FT-7050

Iso-Footcandle Lines of Horizontal Illumination

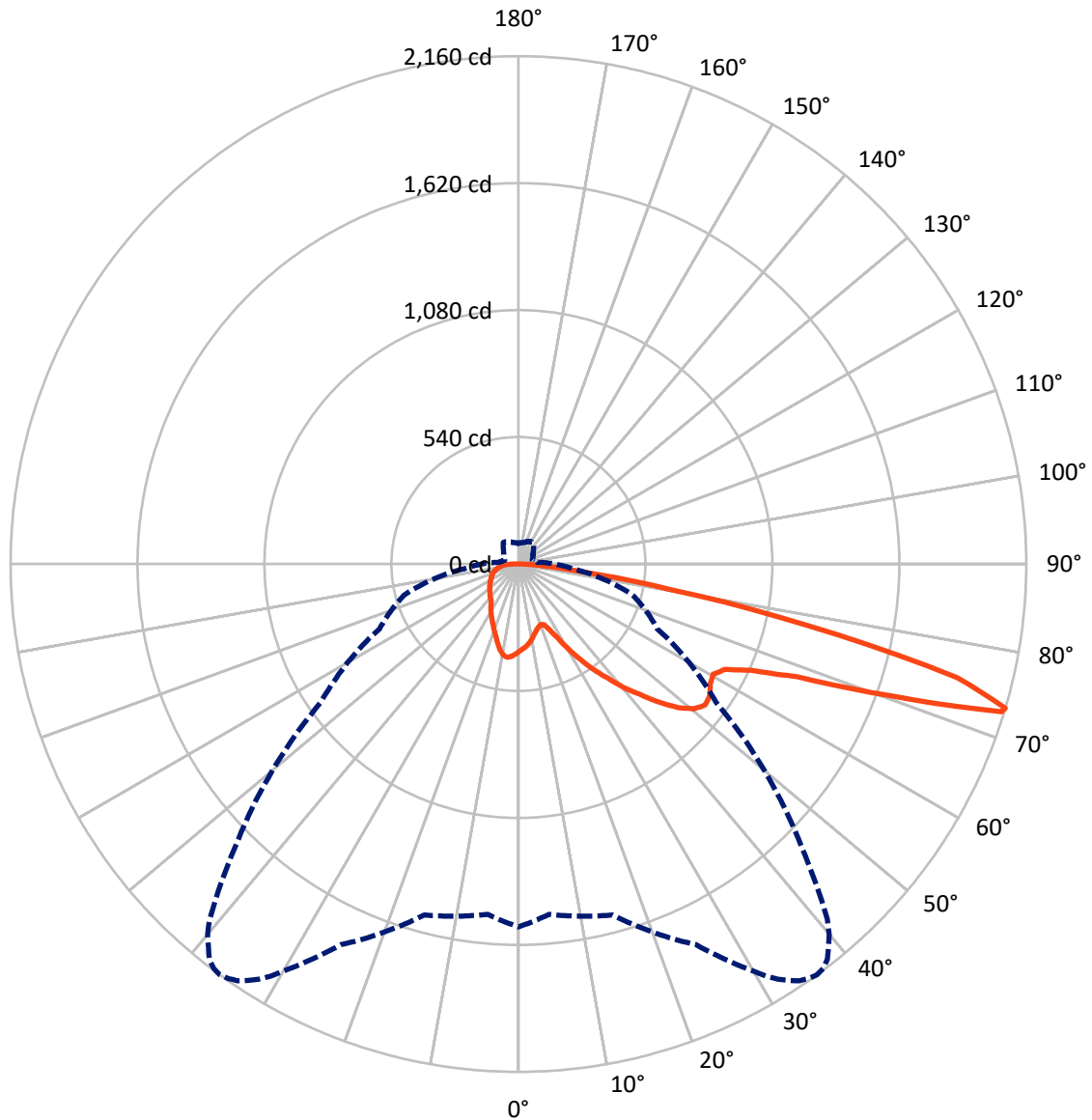
× Max cd
 - - - 1/2 Max cd



Based on 10 foot mounting height. Maximum calculated value = 3.9 fc
 Type IV - Short - Non-Cutoff

REPORT NUMBER: P226543
CATALOG NUMBER: ISW-AF-350-LED-E1-T4FT-7050

Luminous Intensity Polar Plot



— Vertical Plane Through 36-Deg Lateral - - - Horizontal Cone Through 73-Deg Vertical

REPORT NUMBER: P226543

CATALOG NUMBER: ISW-AF-350-LED-E1-T4FT-7050

FLUX DISTRIBUTION:

		Downward	Upward	Total
House Side	Lumens	533.6	0.6	534.1
	% Fixture	21.1	0.0	21.1
Street Side	Lumens	1996.1	0.2	1996.3
	% Fixture	78.9	0.0	78.9
Total	Lumens	2529.7	0.8	2530.5
	% Fixture	100.0	0.0	100.0

Coefficient of Utilization

ZONAL LUMENS:

Zone	Lumens	% Fixture
0°-10°	35.0	1.4
10°-20°	92.7	3.7
20°-30°	151.9	6.0
30°-40°	251.7	9.9
40°-50°	369.9	14.6
50°-60°	466.4	18.4
60°-70°	610.8	24.1
70°-80°	494.4	19.5
80°-90°	56.9	2.2
90°-100°	0.8	0.0
100°-110°	0.0	0.0
110°-120°	0.0	0.0
120°-130°	0.0	0.0
130°-140°	0.0	0.0
140°-150°	0.0	0.0
150°-160°	0.0	0.0
160°-170°	0.0	0.0
170°-180°	0.0	0.0
0°-90°	2529.7	100.0
0°-180°	2530.5	100.0



REPORT NUMBER: P226543

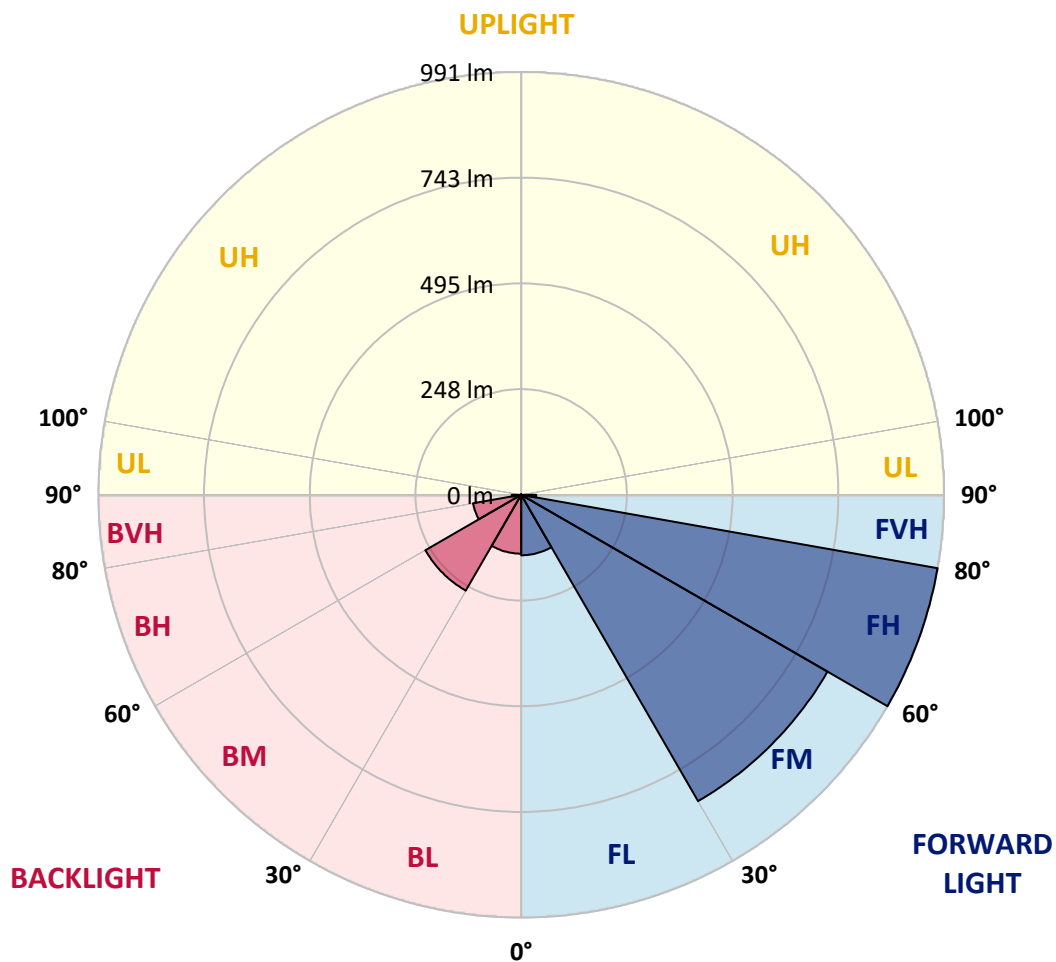
CATALOG NUMBER: ISW-AF-350-LED-E1-T4FT-7050

LUMINAIRE CLASSIFICATION SYSTEM LUMEN TABLE AND BUG RATING:

Zone		Lumens	% Fixture	Zone Rating/Lumen Limit		
				B	U	G
FL	(0°-30°)	141.7	5.6			
FM	(30°-60°)	828.7	32.7			
FH	(60°-80°)	990.7	39.2			G1/1800
FVH	(80°-90°)	35.1	1.4			G1/100
BL	(0°-30°)	137.9	5.5	B1/500		
BM	(30°-60°)	259.3	10.2	B1/1000		
BH	(60°-80°)	114.5	4.5	B1/500		G1/500
BVH	(80°-90°)	21.8	0.9			G1/100
UL	(90°-100°)	0.8	0.0		U1/10	
UH	(100°-180°)	0.6	0.0		U1/10	

BUG Rating: B1-U1-G1

Type IV Short





REPORT NUMBER: P226543

CATALOG NUMBER: ISW-AF-350-LED-E1-T4FT-7050

CANDELA DISTRIBUTION (FULL):

	0°	5°	15°	25°	30°	31°	32°	33°	34°	35°	36°
0°	371.6	371.6	371.6	371.6	371.6	371.6	371.6	371.6	371.6	371.6	371.6
2.5°	358.2	358.9	359.7	359.7	359.7	360.8	360.4	360.4	360.8	361.1	361.1
5°	344.8	345.2	347.3	348.1	350.2	349.9	349.9	349.9	351.3	350.2	351.0
7.5°	329.6	330.3	332.5	335.0	336.8	337.2	336.8	336.1	337.9	338.6	337.9
10°	311.4	311.8	314.7	316.9	319.8	319.4	320.5	320.5	321.2	320.9	322.3
12.5°	302.4	301.7	300.2	301.3	302.0	302.0	302.0	303.1	302.7	303.5	304.6
15°	301.3	299.5	292.2	289.7	289.0	289.0	288.6	288.2	289.3	290.4	290.4
17.5°	306.4	302.7	288.6	281.3	279.9	279.2	279.5	278.8	278.8	280.3	279.9
20°	331.0	324.5	296.2	280.3	275.9	275.9	275.5	274.5	274.5	274.8	274.8
22.5°	393.7	385.4	336.1	303.1	287.9	287.5	286.4	285.3	282.4	281.7	280.3
25°	481.1	471.3	386.9	351.3	329.9	329.2	323.8	323.0	316.2	316.5	311.8
27.5°	548.9	542.4	454.7	407.5	387.2	382.9	380.3	373.8	368.0	363.3	357.5
30°	572.1	571.0	523.2	485.1	454.7	449.6	442.7	439.8	431.5	424.9	420.9
32.5°	608.7	609.8	589.9	547.8	521.4	516.3	510.5	503.6	497.8	493.4	484.0
35°	661.0	661.3	647.5	616.0	585.5	578.7	575.4	567.4	562.0	556.5	551.8
37.5°	697.2	699.0	689.2	664.9	646.8	637.0	636.7	630.9	624.7	620.0	615.6
40°	766.8	757.0	724.8	709.2	694.3	693.2	690.0	686.7	688.1	685.6	690.3
42.5°	837.2	824.8	779.9	757.8	748.7	750.5	749.4	749.8	754.1	753.0	758.1
45°	897.3	883.2	840.4	814.3	821.6	823.7	829.9	833.5	831.7	838.2	838.2
47.5°	957.5	924.5	873.8	885.7	890.8	907.5	911.8	910.8	916.9	919.8	911.8
50°	915.1	906.4	902.4	939.0	961.9	967.3	973.5	976.7	979.6	975.7	967.7
52.5°	825.6	824.8	881.0	970.6	989.8	997.1	1002.9	1005.4	1004.3	1002.1	995.6
55°	795.5	789.7	838.2	938.0	967.3	974.2	982.5	987.6	992.7	992.0	986.9
57.5°	836.4	831.7	832.1	909.3	938.0	944.1	949.6	955.4	956.8	961.5	961.9
60°	955.4	949.2	899.5	908.2	937.2	944.1	944.8	948.1	948.5	951.0	951.4
62.5°	1126.8	1115.6	1039.8	974.6	984.7	988.0	990.5	989.8	988.4	986.5	986.5
65°	1314.7	1304.1	1206.6	1130.5	1101.1	1109.1	1096.4	1093.9	1091.0	1091.0	1087.7
67.5°	1538.0	1518.1	1442.6	1357.1	1314.7	1318.6	1324.4	1302.3	1294.4	1295.1	1278.0
70°	1765.7	1744.7	1711.7	1710.6	1732.0	1722.5	1695.7	1731.2	1689.2	1679.0	1675.4
72.5°	1639.9	1614.9	1621.7	1826.6	2018.8	2049.9	2079.7	2107.2	2131.9	2146.7	2148.9
73°	1543.4	1495.9	1545.2	1786.0	1999.2	2045.2	2082.2	2111.6	2138.0	2151.5	2159.8
75°	770.8	773.3	1016.3	1473.5	1747.2	1786.7	1844.4	1876.6	1924.5	1949.1	1927.4
77.5°	178.7	185.3	307.8	699.4	1047.4	1104.0	1150.1	1197.2	1252.7	1273.3	1255.2
80°	63.1	66.0	108.4	265.8	437.3	468.4	508.0	559.8	611.3	624.0	655.9
82.5°	33.4	36.6	57.3	115.3	186.7	204.1	214.3	235.7	253.8	264.7	270.5
85°	19.2	19.6	32.6	63.8	85.6	92.5	99.0	104.1	109.9	105.9	105.9
87.5°	7.6	8.3	16.7	30.1	41.3	46.0	46.0	46.0	45.7	40.2	36.6
90°	1.5	2.2	3.3	6.2	5.4	5.4	5.1	4.4	4.0	4.4	2.5
92.5°	0.0	0.0	0.0	0.0	0.0	0.0	0.0	0.0	0.0	0.0	0.0
95°	0.0	0.0	0.0	0.0	0.0	0.0	0.0	0.0	0.0	0.0	0.0
97.5°	0.0	0.0	0.0	0.0	0.0	0.0	0.0	0.0	0.0	0.0	0.0
100°	0.0	0.0	0.0	0.0	0.0	0.0	0.0	0.0	0.0	0.0	0.0
102.5°	0.0	0.0	0.0	0.0	0.0	0.0	0.0	0.0	0.0	0.0	0.0
105°	0.0	0.0	0.0	0.0	0.0	0.0	0.0	0.0	0.0	0.0	0.0
107.5°	0.0	0.0	0.0	0.0	0.0	0.0	0.0	0.0	0.0	0.0	0.0



REPORT NUMBER: P226543

CATALOG NUMBER: ISW-AF-350-LED-E1-T4FT-7050

CANDELA DISTRIBUTION (continued):

	0°	5°	15°	25°	30°	31°	32°	33°	34°	35°	36°
110°	0.0	0.0	0.0	0.0	0.0	0.0	0.0	0.0	0.0	0.0	0.0
112.5°	0.0	0.0	0.0	0.0	0.0	0.0	0.0	0.0	0.0	0.0	0.0
115°	0.0	0.0	0.0	0.0	0.0	0.0	0.0	0.0	0.0	0.0	0.0
117.5°	0.0	0.0	0.0	0.0	0.0	0.0	0.0	0.0	0.0	0.0	0.0
120°	0.0	0.0	0.0	0.0	0.0	0.0	0.0	0.0	0.0	0.0	0.0
122.5°	0.0	0.0	0.0	0.0	0.0	0.0	0.0	0.0	0.0	0.0	0.0
125°	0.0	0.0	0.0	0.0	0.0	0.0	0.0	0.0	0.0	0.0	0.0
127.5°	0.0	0.0	0.0	0.0	0.0	0.0	0.0	0.0	0.0	0.0	0.0
130°	0.0	0.0	0.0	0.0	0.0	0.0	0.0	0.0	0.0	0.0	0.0
132.5°	0.0	0.0	0.0	0.0	0.0	0.0	0.0	0.0	0.0	0.0	0.0
135°	0.0	0.0	0.0	0.0	0.0	0.0	0.0	0.0	0.0	0.0	0.0
137.5°	0.0	0.0	0.0	0.0	0.0	0.0	0.0	0.0	0.0	0.0	0.0
140°	0.0	0.0	0.0	0.0	0.0	0.0	0.0	0.0	0.0	0.0	0.0
142.5°	0.0	0.0	0.0	0.0	0.0	0.0	0.0	0.0	0.0	0.0	0.0
145°	0.0	0.0	0.0	0.0	0.0	0.0	0.0	0.0	0.0	0.0	0.0
147.5°	0.0	0.0	0.0	0.0	0.0	0.0	0.0	0.0	0.0	0.0	0.0
150°	0.0	0.0	0.0	0.0	0.0	0.0	0.0	0.0	0.0	0.0	0.0
152.5°	0.0	0.0	0.0	0.0	0.0	0.0	0.0	0.0	0.0	0.0	0.0
155°	0.0	0.0	0.0	0.0	0.0	0.0	0.0	0.0	0.0	0.0	0.0
157.5°	0.0	0.0	0.0	0.0	0.0	0.0	0.0	0.0	0.0	0.0	0.0
160°	0.0	0.0	0.0	0.0	0.0	0.0	0.0	0.0	0.0	0.0	0.0
162.5°	0.0	0.0	0.0	0.0	0.0	0.0	0.0	0.0	0.0	0.0	0.0
165°	0.0	0.0	0.0	0.0	0.0	0.0	0.0	0.0	0.0	0.0	0.0
167.5°	0.0	0.0	0.0	0.0	0.0	0.0	0.0	0.0	0.0	0.0	0.0
170°	0.0	0.0	0.0	0.0	0.0	0.0	0.0	0.0	0.0	0.0	0.0
172.5°	0.0	0.0	0.0	0.0	0.0	0.0	0.0	0.0	0.0	0.0	0.0
175°	0.0	0.0	0.0	0.0	0.0	0.0	0.0	0.0	0.0	0.0	0.0
177.5°	0.0	0.0	0.0	0.0	0.0	0.0	0.0	0.0	0.0	0.0	0.0
180°	0.0	0.0	0.0	0.0	0.0	0.0	0.0	0.0	0.0	0.0	0.0



REPORT NUMBER: P226543

CATALOG NUMBER: ISW-AF-350-LED-E1-T4FT-7050

CANDELA DISTRIBUTION (continued):

	37°	38°	39°	40°	41°	45°	55°	65°	75°	85°	90°
0°	371.6	371.6	371.6	371.6	371.6	371.6	371.6	371.6	371.6	371.6	371.6
2.5°	361.8	362.2	361.5	362.9	361.8	361.8	363.7	366.9	369.5	370.2	372.4
5°	351.7	352.0	352.0	352.4	352.0	352.8	356.0	358.9	364.0	366.6	369.8
7.5°	338.6	339.7	339.4	340.1	340.1	340.8	345.9	350.6	355.7	360.4	364.4
10°	323.0	323.8	325.2	324.5	324.5	326.7	332.1	339.0	345.2	352.0	356.8
12.5°	304.6	306.4	306.0	307.5	308.2	309.6	318.7	326.3	333.9	341.9	348.1
15°	290.1	291.1	291.9	292.2	292.2	295.5	304.6	314.0	324.1	333.6	340.1
17.5°	280.6	280.6	281.3	281.7	282.4	284.6	294.0	304.6	316.2	327.8	335.0
20°	275.2	275.2	275.5	275.9	275.9	278.4	287.2	299.1	311.8	326.7	335.4
22.5°	279.5	278.4	278.1	278.1	276.6	276.6	285.0	297.7	313.6	332.8	344.1
25°	309.3	306.0	300.9	299.8	298.0	289.3	288.2	302.7	322.3	346.2	363.3
27.5°	353.9	350.6	347.3	343.3	340.4	324.5	302.7	315.8	339.0	373.1	394.1
30°	412.2	405.7	401.0	396.6	384.0	366.6	332.8	336.1	364.7	410.4	436.9
32.5°	477.5	470.6	463.4	453.2	449.9	421.7	378.5	369.8	397.4	453.9	481.5
35°	540.6	537.3	532.2	528.3	520.6	497.1	438.0	410.4	435.1	505.1	526.4
37.5°	613.8	607.7	608.0	604.8	600.4	580.5	499.6	459.4	475.7	554.0	567.4
40°	686.0	684.5	686.7	681.3	674.0	647.2	544.9	495.3	518.1	601.1	597.9
42.5°	754.1	755.2	752.7	746.5	738.5	693.6	573.9	525.7	556.2	642.5	622.2
45°	832.1	828.1	817.6	806.7	796.9	733.5	589.5	559.8	592.8	687.1	646.8
47.5°	905.7	890.1	881.0	864.4	845.1	769.7	610.6	595.7	633.4	729.1	670.4
50°	959.7	945.2	930.0	909.7	889.4	801.3	638.5	636.3	679.4	776.3	702.6
52.5°	984.4	970.9	956.1	935.4	915.1	824.1	675.8	675.8	733.8	838.6	747.2
55°	980.4	970.6	957.5	938.7	923.1	836.4	714.3	719.3	802.0	906.0	798.7
57.5°	959.3	953.9	946.3	933.2	920.6	845.9	759.6	762.8	893.4	970.9	847.3
60°	952.1	949.9	945.6	938.0	928.2	866.5	807.8	815.0	995.6	1030.4	874.9
62.5°	984.4	980.0	976.7	969.1	960.1	917.3	868.3	870.5	1091.7	1037.7	848.0
65°	1075.0	1067.0	1061.6	1051.4	1041.3	993.8	945.6	922.0	1138.8	969.9	757.0
67.5°	1265.0	1251.9	1236.3	1217.1	1189.2	1146.4	1022.1	929.3	1096.0	821.6	597.1
70°	1640.6	1612.3	1576.4	1535.5	1524.9	1400.2	1069.9	875.6	911.1	573.9	395.9
72.5°	2145.3	2115.9	2084.0	2050.3	1983.6	1709.5	1048.9	706.3	566.7	295.1	188.5
73°	2153.6	2133.7	2095.3	2056.1	2001.7	1704.1	1026.1	651.2	499.6	232.4	154.5
75°	1931.4	1923.4	1885.7	1810.3	1764.2	1439.4	755.6	377.4	218.6	143.6	100.4
77.5°	1253.4	1244.7	1223.3	1216.0	1131.2	933.2	338.3	146.8	118.9	95.4	71.1
80°	667.8	627.2	620.0	591.0	529.0	359.3	115.7	89.9	79.0	63.8	49.7
82.5°	270.8	253.4	246.9	223.7	210.3	107.7	58.0	62.4	52.9	37.7	30.5
85°	99.7	91.7	89.6	72.9	64.2	31.9	35.5	43.9	33.0	21.0	15.2
87.5°	34.4	29.7	25.7	19.9	18.5	13.1	19.6	23.9	21.0	12.7	7.3
90°	2.5	2.2	1.8	1.5	1.8	1.5	2.2	3.3	3.6	2.2	1.5
92.5°	0.0	0.0	0.0	0.0	0.0	0.0	0.0	0.0	0.0	0.0	0.0
95°	0.0	0.0	0.0	0.0	0.0	0.0	0.0	0.0	0.0	0.0	0.0
97.5°	0.0	0.0	0.0	0.0	0.0	0.0	0.0	0.0	0.0	0.0	0.0
100°	0.0	0.0	0.0	0.0	0.0	0.0	0.0	0.0	0.0	0.0	0.0
102.5°	0.0	0.0	0.0	0.0	0.0	0.0	0.0	0.0	0.0	0.0	0.0
105°	0.0	0.0	0.0	0.0	0.0	0.0	0.0	0.0	0.0	0.0	0.0
107.5°	0.0	0.0	0.0	0.0	0.0	0.0	0.0	0.0	0.0	0.0	0.0



REPORT NUMBER: P226543

CATALOG NUMBER: ISW-AF-350-LED-E1-T4FT-7050

CANDELA DISTRIBUTION (continued):

	37°	38°	39°	40°	41°	45°	55°	65°	75°	85°	90°
110°	0.0	0.0	0.0	0.0	0.0	0.0	0.0	0.0	0.0	0.0	0.0
112.5°	0.0	0.0	0.0	0.0	0.0	0.0	0.0	0.0	0.0	0.0	0.0
115°	0.0	0.0	0.0	0.0	0.0	0.0	0.0	0.0	0.0	0.0	0.0
117.5°	0.0	0.0	0.0	0.0	0.0	0.0	0.0	0.0	0.0	0.0	0.0
120°	0.0	0.0	0.0	0.0	0.0	0.0	0.0	0.0	0.0	0.0	0.0
122.5°	0.0	0.0	0.0	0.0	0.0	0.0	0.0	0.0	0.0	0.0	0.0
125°	0.0	0.0	0.0	0.0	0.0	0.0	0.0	0.0	0.0	0.0	0.0
127.5°	0.0	0.0	0.0	0.0	0.0	0.0	0.0	0.0	0.0	0.0	0.0
130°	0.0	0.0	0.0	0.0	0.0	0.0	0.0	0.0	0.0	0.0	0.0
132.5°	0.0	0.0	0.0	0.0	0.0	0.0	0.0	0.0	0.0	0.0	0.0
135°	0.0	0.0	0.0	0.0	0.0	0.0	0.0	0.0	0.0	0.0	0.0
137.5°	0.0	0.0	0.0	0.0	0.0	0.0	0.0	0.0	0.0	0.0	0.0
140°	0.0	0.0	0.0	0.0	0.0	0.0	0.0	0.0	0.0	0.0	0.0
142.5°	0.0	0.0	0.0	0.0	0.0	0.0	0.0	0.0	0.0	0.0	0.0
145°	0.0	0.0	0.0	0.0	0.0	0.0	0.0	0.0	0.0	0.0	0.0
147.5°	0.0	0.0	0.0	0.0	0.0	0.0	0.0	0.0	0.0	0.0	0.0
150°	0.0	0.0	0.0	0.0	0.0	0.0	0.0	0.0	0.0	0.0	0.0
152.5°	0.0	0.0	0.0	0.0	0.0	0.0	0.0	0.0	0.0	0.0	0.0
155°	0.0	0.0	0.0	0.0	0.0	0.0	0.0	0.0	0.0	0.0	0.0
157.5°	0.0	0.0	0.0	0.0	0.0	0.0	0.0	0.0	0.0	0.0	0.0
160°	0.0	0.0	0.0	0.0	0.0	0.0	0.0	0.0	0.0	0.0	0.0
162.5°	0.0	0.0	0.0	0.0	0.0	0.0	0.0	0.0	0.0	0.0	0.0
165°	0.0	0.0	0.0	0.0	0.0	0.0	0.0	0.0	0.0	0.0	0.0
167.5°	0.0	0.0	0.0	0.0	0.0	0.0	0.0	0.0	0.0	0.0	0.0
170°	0.0	0.0	0.0	0.0	0.0	0.0	0.0	0.0	0.0	0.0	0.0
172.5°	0.0	0.0	0.0	0.0	0.0	0.0	0.0	0.0	0.0	0.0	0.0
175°	0.0	0.0	0.0	0.0	0.0	0.0	0.0	0.0	0.0	0.0	0.0
177.5°	0.0	0.0	0.0	0.0	0.0	0.0	0.0	0.0	0.0	0.0	0.0
180°	0.0	0.0	0.0	0.0	0.0	0.0	0.0	0.0	0.0	0.0	0.0



REPORT NUMBER: P226543

CATALOG NUMBER: ISW-AF-350-LED-E1-T4FT-7050

CANDELA DISTRIBUTION (continued):

	95°	105°	115°	125°	135°	145°	155°	165°	175°	180°
0°	371.6	371.6	371.6	371.6	371.6	371.6	371.6	371.6	371.6	371.6
2.5°	373.1	374.5	377.4	379.6	381.4	384.0	384.7	386.1	384.3	386.5
5°	371.6	376.0	381.4	386.5	391.2	395.2	397.0	397.4	397.7	399.2
7.5°	368.0	374.5	383.2	390.1	397.4	399.9	401.0	401.4	398.8	399.9
10°	360.8	371.3	382.1	390.5	394.1	392.3	389.4	384.7	382.5	382.5
12.5°	352.8	366.2	378.9	383.6	380.3	373.4	365.5	356.8	353.5	353.5
15°	346.2	363.3	373.8	370.5	361.1	348.1	337.2	328.1	325.2	324.1
17.5°	342.6	361.8	365.8	355.7	339.7	323.4	312.5	304.9	302.4	302.4
20°	345.5	363.3	356.8	337.9	318.0	303.1	293.7	288.6	286.1	287.2
22.5°	357.9	368.7	348.8	320.5	296.2	283.5	279.2	275.9	275.5	276.3
25°	378.5	376.0	341.9	302.4	275.9	266.8	266.5	265.4	265.0	264.7
27.5°	405.3	385.0	333.6	282.1	255.6	251.3	253.4	253.1	252.7	253.1
30°	440.9	393.0	321.2	260.0	236.4	236.4	239.7	238.6	237.1	237.5
32.5°	473.9	398.8	302.4	235.3	221.2	221.9	223.0	220.1	216.5	217.2
35°	502.2	398.8	277.0	213.2	205.6	205.6	206.3	203.8	200.9	199.8
37.5°	525.7	390.8	245.1	196.5	192.9	192.9	195.8	193.2	187.8	186.7
40°	539.9	373.4	215.7	184.2	186.7	187.1	183.1	178.7	173.7	172.6
42.5°	548.9	348.1	192.5	175.5	182.7	179.8	170.4	163.5	163.2	164.6
45°	556.9	319.4	174.0	166.8	178.4	172.2	159.5	153.0	155.2	156.6
47.5°	564.9	290.8	159.2	157.0	170.4	166.1	152.6	145.4	144.3	146.5
50°	583.7	250.9	142.1	145.4	160.6	159.2	146.5	138.1	131.2	130.9
52.5°	609.1	197.6	127.6	135.2	153.0	155.2	139.6	131.6	122.2	120.7
55°	637.4	151.6	115.7	127.3	145.8	149.4	137.0	125.1	114.9	113.5
57.5°	645.7	119.6	104.4	116.0	136.0	143.9	133.1	117.5	109.9	108.4
60°	617.1	99.3	95.0	106.6	126.2	138.5	126.9	111.7	104.8	103.7
62.5°	529.7	87.7	89.9	100.4	118.9	133.4	122.2	107.3	101.9	101.2
65°	404.3	79.8	85.6	95.4	112.4	128.7	118.9	105.5	101.2	100.4
67.5°	253.8	74.0	81.2	89.9	105.9	123.6	116.4	103.3	100.1	99.0
70°	140.7	67.8	75.4	83.8	99.3	118.9	113.1	100.1	99.7	97.5
72.5°	85.6	61.3	69.2	77.2	92.1	113.1	107.3	96.1	92.5	88.1
73°	81.6	60.5	67.8	75.8	90.3	111.7	106.2	94.6	91.0	86.7
75°	66.0	54.4	62.0	68.9	83.8	105.9	100.1	89.6	83.8	80.5
77.5°	48.6	46.4	53.7	60.2	75.4	97.9	91.4	81.9	75.1	73.2
80°	35.9	38.4	45.3	51.1	66.3	89.9	82.3	73.2	68.9	66.7
82.5°	24.3	29.7	36.3	41.0	58.7	81.2	72.9	64.2	67.1	55.8
85°	14.1	20.7	26.1	31.9	47.1	72.5	63.4	54.7	47.9	43.1
87.5°	9.4	11.6	16.0	21.8	34.1	56.9	50.4	42.8	31.2	31.2
90°	1.1	1.5	2.2	2.5	4.7	24.3	16.7	19.9	3.6	3.3
92.5°	0.0	0.0	0.0	0.0	0.0	0.0	0.0	0.0	0.0	0.0
95°	0.0	0.0	0.0	0.0	0.0	0.0	0.0	0.0	0.0	0.0
97.5°	0.0	0.0	0.0	0.0	0.0	0.0	0.0	0.0	0.0	0.0
100°	0.0	0.0	0.0	0.0	0.0	0.0	0.0	0.0	0.0	0.0
102.5°	0.0	0.0	0.0	0.0	0.0	0.0	0.0	0.0	0.0	0.0
105°	0.0	0.0	0.0	0.0	0.0	0.0	0.0	0.0	0.0	0.0
107.5°	0.0	0.0	0.0	0.0	0.0	0.0	0.0	0.0	0.0	0.0



REPORT NUMBER: P226543

CATALOG NUMBER: ISW-AF-350-LED-E1-T4FT-7050

CANDELA DISTRIBUTION (continued):

	95°	105°	115°	125°	135°	145°	155°	165°	175°	180°
110°	0.0	0.0	0.0	0.0	0.0	0.0	0.0	0.0	0.0	0.0
112.5°	0.0	0.0	0.0	0.0	0.0	0.0	0.0	0.0	0.0	0.0
115°	0.0	0.0	0.0	0.0	0.0	0.0	0.0	0.0	0.0	0.0
117.5°	0.0	0.0	0.0	0.0	0.0	0.0	0.0	0.0	0.0	0.0
120°	0.0	0.0	0.0	0.0	0.0	0.0	0.0	0.0	0.0	0.0
122.5°	0.0	0.0	0.0	0.0	0.0	0.0	0.0	0.0	0.0	0.0
125°	0.0	0.0	0.0	0.0	0.0	0.0	0.0	0.0	0.0	0.0
127.5°	0.0	0.0	0.0	0.0	0.0	0.0	0.0	0.0	0.0	0.0
130°	0.0	0.0	0.0	0.0	0.0	0.0	0.0	0.0	0.0	0.0
132.5°	0.0	0.0	0.0	0.0	0.0	0.0	0.0	0.0	0.0	0.0
135°	0.0	0.0	0.0	0.0	0.0	0.0	0.0	0.0	0.0	0.0
137.5°	0.0	0.0	0.0	0.0	0.0	0.0	0.0	0.0	0.0	0.0
140°	0.0	0.0	0.0	0.0	0.0	0.0	0.0	0.0	0.0	0.0
142.5°	0.0	0.0	0.0	0.0	0.0	0.0	0.0	0.0	0.0	0.0
145°	0.0	0.0	0.0	0.0	0.0	0.0	0.0	0.0	0.0	0.0
147.5°	0.0	0.0	0.0	0.0	0.0	0.0	0.0	0.0	0.0	0.0
150°	0.0	0.0	0.0	0.0	0.0	0.0	0.0	0.0	0.0	0.0
152.5°	0.0	0.0	0.0	0.0	0.0	0.0	0.0	0.0	0.0	0.0
155°	0.0	0.0	0.0	0.0	0.0	0.0	0.0	0.0	0.0	0.0
157.5°	0.0	0.0	0.0	0.0	0.0	0.0	0.0	0.0	0.0	0.0
160°	0.0	0.0	0.0	0.0	0.0	0.0	0.0	0.0	0.0	0.0
162.5°	0.0	0.0	0.0	0.0	0.0	0.0	0.0	0.0	0.0	0.0
165°	0.0	0.0	0.0	0.0	0.0	0.0	0.0	0.0	0.0	0.0
167.5°	0.0	0.0	0.0	0.0	0.0	0.0	0.0	0.0	0.0	0.0
170°	0.0	0.0	0.0	0.0	0.0	0.0	0.0	0.0	0.0	0.0
172.5°	0.0	0.0	0.0	0.0	0.0	0.0	0.0	0.0	0.0	0.0
175°	0.0	0.0	0.0	0.0	0.0	0.0	0.0	0.0	0.0	0.0
177.5°	0.0	0.0	0.0	0.0	0.0	0.0	0.0	0.0	0.0	0.0
180°	0.0	0.0	0.0	0.0	0.0	0.0	0.0	0.0	0.0	0.0

(END OF REPORT)